



New TZ, smart comfort in a compact unit

- Compact and elegant design with only 779mm wide
- Built-in WLAN for internet and voice control
- Infrared Sky Controller
- Cleaner air with PM2,5 filter
- Super Quiet! Only 20dB(A)
- More comfort with Aerowings
- High energy savings

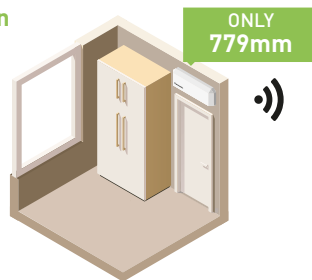


New Wall-mounted TZ super-compact



1 New super-compact design

The new TZ has a width of just 779mm. This allows for more installation possibilities, including the limiting space above a door.



2 Built-in WLAN and compatible with Voice Assistant

Ready to connect the unit to internet to be controlled by smartphone with Panasonic Comfort Cloud App. Control, monitor, easy schedule with easy interface. By connecting Panasonic Comfort Cloud the unit can be managed by the Google Assistant or Amazon Alexa*.

* Amazon, Alexa and all related logos are trademarks of Amazon.com, Inc. or its affiliates. Google, Android, Google Play and Google Home are trademarks of Google LLC.

3 PM2,5

Particulate matter (PM2,5) can be found suspended in the air, including dust, dirt, smoke and liquid droplets. The filter can catch PM2,5 particles including hazardous pollutants as well as house dust and pollen and it is able to maintain clean the air of the room.

4 Stylish infrared control

Enjoy innovative design at your fingertips with the new stylish and sleek Backlit Sky Controller. Bigger screen and easier to use.




Aerowings

To increase comfort level, TZ indoor units include Aerowings.

Superior airflow control.


Aerowings features two independent blades that give you more control over the direction of the airflow. Without Aerowings, with direct airflow, the target never changes, so you can easily begin to feel too cold as you are subjected to the continuous icy blast.



Comfort that goes on and on with Shower Cooling.

When the Aerowings twin blades direct air towards the ceiling they create the Shower Cooling effect. This ensures cool air is evenly distributed throughout the room and you can stay comfortable without experiencing continuous direct cooling.

Panasonic Air Conditioners with Aerowings feature an indoor design with wider intake grille and super-high fan speed to produce bigger air volume.




The choice for the narrow spaces in your home.
New TZ with R32 refrigerant powerful and efficient.



Silent ambient and relaxing atmosphere 20dB(A)

We have succeeded in making one of the most silent air conditioners on the market. Panasonic Inverter air conditioner's indoor operating noise has been reduced as the Inverter constantly varies its output power to enable more precise temperature control.

* 2,5 and 3,5kW models: In the Quiet Mode during cooling operation with low fan speed.



Comfort Cloud Application. Convenient Centralised Control

Easily control and access all features of remote control anytime, anywhere.

Smart Control - In control of cooling comfort anytime, anywhere

- **Connect & control operation:** 20 units per location and up to 10 different locations. Transform multiple remote controls into one device
- **Manage multiple units at once:** Turn on all AC units at the same time or by group settings. Set weekly timers for multiple units to cater to your daily routines

Smart Comfort - Easily manage your comfort and air quality

- **Adjust set temperature:** Set temperature by monitoring real time indoor and outdoor temperatures
- **Pre-heat or cool:** Control your house or office comfort before you arrive!

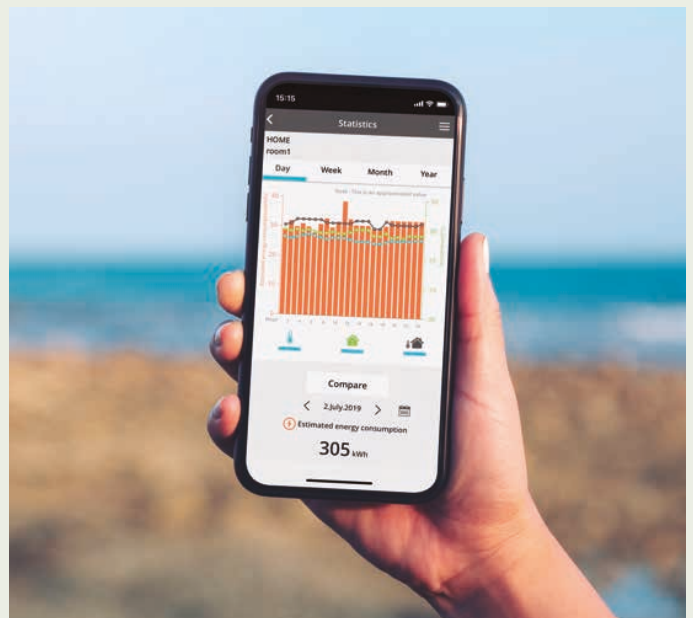
Smart Efficiency - More comfort with less wasted energy

- **Energy usage analysis ¹⁾:** Monitor energy consumption based on different temperature settings
- **Energy usage comparison (day/week/month/year):** Compare energy usage history of AC units for better budget planning.

Smart Assist - Be informed of breakdowns

- **Error codes notification and identification ²⁾:** Launch the App to check error codes for effortless troubleshooting. Help technicians to easily identify the issues
- **User's control right:** Register multiple users. Set administrator rights and assign users access

1) Estimated energy consumption data accuracy depends on power supply quantity. 2) Contact trained technicians to perform any repairing/service.



Voice Control. Words do more than actions

Control without boundaries and get hands-free help to fully access the features of your air conditioners. Maximising your cooling comfort is now a breeze with our Network-Enabled Air Conditioners with Panasonic's Comfort Cloud and Voice Control.

Get multiple things done with your voice

Simplify your day with your personalised routine by grouping individual actions.

With the routine function, you can control multiple voice-controlled devices including our network-enabled air conditioners.



* Google, Android, Google Play and Google Home are trademarks of Google LLC. Amazon, Alexa and all related logos are trademarks of Amazon.com, Inc. or its affiliates. Availability of Voice Assistant services varies depending on Country and Language. More information about set up procedures: <https://aircon.panasonic.com/connectivity/application.html>.

New Wall-mounted TZ Super-compact Inverter • R32 Refrigerant



NEW
2020



Built-in WLAN
Panasonic Comfort
Cloud for internet
control.



Kit			KIT-TZ20-WKE	KIT-TZ25-WKE	KIT-TZ35-WKE	KIT-TZ42-WKE	KIT-TZ50-WKE	KIT-TZ60-WKE	KIT-TZ71-WKE
Cooling capacity	Nominal (Min - Max)	kW	2,00 (0,75 - 2,40)	2,50 (0,85 - 3,00)	3,50 (0,85 - 3,90)	4,20 (0,85 - 4,60)	5,00 (0,98 - 5,60)	6,00 (0,98 - 6,60)	7,10 (0,98 - 8,20)
SEER²⁾			7,00 A++	7,00 A++	6,80 A++	6,40 A++	6,90 A++	6,80 A++	6,20 A++
Input power cooling	Nominal (Min - Max)	kW	0,49 (0,18 - 0,60)	0,65 (0,21 - 0,88)	0,98 (0,24 - 1,16)	1,25 (0,24 - 1,64)	1,60 (0,25 - 1,90)	1,85 (0,25 - 2,30)	2,24 (0,42 - 2,75)
Annual energy consumption ³⁾		kWh/a	100	125	180	230	254	309	401
Heating capacity	Nominal (Min - Max)	kW	2,70 (0,70 - 3,60)	3,30 (0,80 - 4,10)	4,00 (0,80 - 5,10)	5,00 (0,80 - 6,80)	5,80 (0,98 - 7,50)	7,00 (0,98 - 8,20)	8,60 (0,98 - 9,90)
Heating capacity at -7°C		kW	2,14	2,70	3,30	3,90	4,62	4,90	6,13
SCOP²⁾			4,60 A++	4,60 A++	4,60 A++	4,00 A+	4,50 A+	4,30 A+	4,00 A+
Input power heating	Nominal (Min - Max)	kW	0,65 (0,17 - 1,02)	0,79 (0,19 - 1,12)	0,99 (0,20 - 1,38)	1,34 (0,20 - 2,04)	1,70 (0,21 - 2,30)	1,90 (0,21 - 2,30)	2,45 (0,40 - 2,85)
Annual energy consumption ³⁾		kWh/a	578	730	852	1260	1244	1433	1925
Indoor unit			CS-TZ20WKEW	CS-TZ25WKEW	CS-TZ35WKEW	CS-TZ42WKEW	CS-TZ50WKEW	CS-TZ60WKEW	CS-TZ71WKEW
Power source		V	230	230	230	230	230	230	230
Air volume	Cool/Heat	m ³ /min	10,3/10,8	11,0/11,5	11,8/12,3	12,5/13,2	12,5/13,2	20,9/21,9	22,1/22,9
Moisture removal volume		L/h	1,3	1,5	2,0	2,4	2,8	3,3	4,1
Sound pressure ⁴⁾	Cool (Hi/Lo/Q-Lo)	dB(A)	37/25/20	40/26/20	42/30/20	44/31/29	44/37/33	45/37/34	47/38/35
	Heat (Hi/Lo/Q-Lo)	dB(A)	38/26/22	40/27/22	42/33/22	44/35/28	44/37/33	45/37/34	47/38/35
Dimension	H x W x D	mm	290 x 779 x 209	290 x 779 x 209	290 x 779 x 209	290 x 779 x 209	290 x 779 x 209	302 x 1102 x 244	302 x 1102 x 244
Net weight		kg	8	8	8	8	8	13	13
Outdoor unit			CU-TZ20WKE	CU-TZ25WKE	CU-TZ35WKE	CU-TZ42WKE	CU-TZ50WKE	CU-TZ60WKE	CU-TZ71WKE
Air volume	Cool/Heat	m ³ /min	29,7/29,7	30,0/28,9	28,7/29,7	30,4/30,8	32,7/32,7	34,0/34,0	44,7/45,9
Sound pressure ⁴⁾	Cool/Heat (Hi)	dB(A)	46/47	47/48	48/50	49/51	48/49	49/51	52/54
Dimension ⁵⁾	H x W x D	mm	542 x 780 x 289	542 x 780 x 289	542 x 780 x 289	542 x 780 x 289	619 x 824 x 299	619 x 824 x 299	695 x 875 x 320
Net weight		kg	24	25	31	31	36	36	50
Pipe length range		m	3 - 15	3 - 15	3 - 15	3 - 15	3 - 20	3 - 30	3 - 30
Elevation difference (in/out) ⁶⁾		m	15	15	15	15	15	15	20
Refrigerant (R32)/CO ₂ , Eq.		kg/T	0,54/0,365	0,67/0,452	0,77/0,520	0,79/0,533	1,14/0,770	1,22/0,824	1,32/0,891
Operating range	Cool Min ~ Max	°C	-10 ~ +43	-10 ~ +43	-10 ~ +43	-10 ~ +43	-10 ~ +43	-10 ~ +43	-10 ~ +43
	Heat Min ~ Max	°C	-15 ~ +24	-15 ~ +24	-15 ~ +24	-15 ~ +24	-15 ~ +24	-15 ~ +24	-15 ~ +24

Accessories

CZ-CAPRA1 RAC interface adapter for integration into P-Link

Accessories

CZ-RD514C Wired remote controller for Wall-mounted and Floor Console

1) EER and COP calculation is based in accordance to EN14511. 2) Energy Label Scale from A+++ to D. 3) The annual energy consumption is calculated in accordance to EU/626/2011. 4) The sound pressure of the indoor unit shows the value measured of a position 1m in front of the main body and 0,8m below the unit. For outdoor unit 1m in front and 1m in rear side of main body. The sound pressure is measured in accordance with JIS C 9612. Q-Lo: Quiet mode. Lo: The lowest set fan speed. 5) Add 70mm for piping port. 6) When installing the outdoor unit at a higher position than the indoor unit.



Our heat pumps containing the refrigerant R32 show a drastic reduction in the value of Global Warming Potential (GWP) compared with R410A refrigerant. — Seasonal efficiency in cooling will bring you saving all year while heating. Energy efficiency rank from A+++ to D. — Inverter Plus System classification highlight the Panasonic highest performing systems. — Panasonic R2 Rotary Compressor. Designed to withstand extreme conditions, it delivers high performance and efficiency. — Dust Collection Filter. This filter collects and retain particles suspended on the air, as result the air is cleaner in the room. — With Super Quiet technology our devices are much more quiet than a library (30dB(A)). — More comfort with Aerowings. Direct airflow to ceiling to create shower cooling effect by twin flap built in indoor. — More comfort with Aerowings. Direct airflow to ceiling to create shower cooling effect by twin flap built in indoor. — The Panasonic renewal system allows good quality existing R410A or R22 pipe work to be re-used whilst installing new high efficiency R32 systems. — The Panasonic renewal system allows good quality existing R410A or R22 pipe work to be re-used whilst installing new high efficiency R32 systems. — The communication port can be integrated into the indoor unit and provides easy connection to, and control of, your Panasonic heat pump to your home or building management system. — This unit is ready to connect to internet and be managed by smartphone, with a powerful and user friendly App to manage the comfort wherever you are. — Communication port to integrate the unit to home and building management systems most known standards.

SEER and SCOP: For KIT-TZ20-WKE and KIT-TZ25-WKE. SUPER QUIET: For KIT-TZ20-WKE, KIT-TZ25-WKE and KIT-TZ35-WKE. INTERNET CONTROL: Built-in WLAN.

Panasonic

To find out how Panasonic cares for you, log on to www.Panasonic.co.uk/aircon
01344 85 3182
uk-aircon@eu.panasonic.co.uk

Heating & Cooling Solutions
Panasonic Appliances Air Conditioning Europe (PAPAEU)
Panasonic UK, a branch of Panasonic Marketing Europe GmbH
Maxis 2, Western Road, Bracknell, Berkshire, RG12 1RT, UK

heating & cooling solutions

Air Innovations
Airconditioning & Klimaatechniek

Air-Innovations Airconditioning & Klimaatechniek Amsterdam B.V.
Visseringweg 74
1112 AT Diemen
020-3080484
www.air-innovations.nl
info@air-innovations.nl